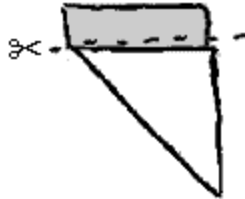


Use this fun activity to encourage Girl Scout Week participation!  
 Have the girls keep track of what activities they did. If they do at least one every day, present them with a GS Week/Birthday patch!



1. Start with a rectangular sheet of paper. Fold the bottom of the paper to the side of the page, to make a triangle.



2. Then cut off the flap above the triangle.



3. Now open the triangle and you'll have a square.



4. Fold one corner to the other corner diagonally.



5. Open paper.



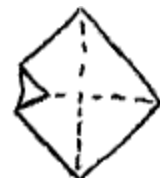
6. Fold corners toward center of the paper



7. When all 4 corners are folded, your paper will look like this.



8. Flip your paper over so the folded sides are face down.



9. Again, fold corners toward center diagonally.



10. When all 4 corners are folded, your paper will look like this.



11. On the same side, write the numbers 1 through 8, putting one number in each triangle. Write the questions on the right below each number.

1. How can I Be My Best today?
2. What is something new I can try today?
3. How can I be a friend today?
4. How can I help my parents today?
5. How can I help my teacher today?
6. How can I help the environment today?
7. How can I show I am proud to be a girl scout?
8. How can I help my Troop today?



12. Hold the paper in front of you like a square. Fold it in half vertically and open it back up again.

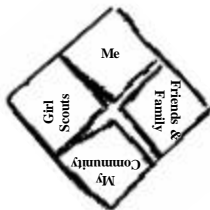


13. Then fold the square in half horizontally and open it back up again. Make sure that the numbers you've written are facing you.



14. Open each flap and write an activity on each triangle inside. The activity should go with the question you wrote on the other side of the triangle. When your answers are written, close all the flaps. Make up your own activities or use the ones at the right!

Question	Possible Activities
1. How can I Be My Best today?	Exercise Drink 8 glasses of water
2. What is something new I can try today?	New food New game
3. How can I be a friend today?	Compliment her/him Ask if you can help them
4. How can I help my parents today?	Do a chore without being asked A hug & "I love you"!
5. How can I help my teacher today?	Do a job without being asked Thank her/him!
6. How can I help the environment today?	Recycle something Pick up some litter
7. How can I show I am proud to be a Girl Scout?	Wear your uniform to school Tell a friend about your Troop
8. How can I help my Troop today?	Ask your Leader how you can help Call and thank your Leader!



15. Flip the paper over and write the following Question Categories that apply to the questions on the other side of the flap.

- Questions 1 & 2 = Me
- Questions 3 & 4 = My Friends & Family
- Questions 5 & 6 = My Community
- Questions 7 & 8 = Girl Scouts



16. Flip the paper over again so that the numbers are face up. Fold the square in half, either horizontally or vertically. Slide your thumbs and fingers under the four flaps.







17. Finally, rotate your hands, bringing your thumbs and index fingers together. The cootie catcher should expand. The numbered triangles will disappear inside, like the middle of a flower when the petals close. Then open and play!

**To "Play":** Each day, choose a number from 1 to 8. Open and close the cootie catcher that number of times. Then choose a number off a flap. Open and close the catcher that number of times. Then choose a question and choose one of the listed activities to do that day.

# Girl Scout Week

## "Cootie Catcher" Record

Sunday 	Today, I:
Monday 	Today, I:
Tuesday 	Today, I:
Wednesday 	Today, I:
Thursday 	Today, I:
Friday 	Today, I:
Saturday 	Today, I:

Name \_\_\_\_\_