

LAUGH OUT LOUD GAMES

Penguin Shuffle

Here's an amusing indoor race that challenges kids' balancing skills, penguin style!


What you need:

Beanbag or Hacky Sack-style footbag

How to play:

Step 1: Have the children stand side by side with their "eggs" (beanbags or Hacky Sack-style footbags) on top of their feet.

Step 2: Players try to shuffle across the room without dropping their "eggs." The first one to succeed wins.



Throwing the Smile

In this game, players are forbidden to smile, but trust us--giggling and laughing will abound.

What you need:


A place where everyone can sit in a circle

How to play:

Step 1: Players sit in a circle, making sure they can see everyone else. One player who is It starts the game by smiling widely, while all the other players are somber. It then uses his hand to wipe the smile off his face and throw it to another player who has to catch the smile with his hand and put it on.

Step 2: This new It can then wipe off the smile to throw to someone else--though he will probably choose to mug wildly at everyone for a few minutes before relinquishing his happy role. Meanwhile, all other players must sit stone-faced. One smirk and they're out.

Tips: The youngest players are the least successful at winning this game (they simply can't stop themselves from laughing), but they also tend to enjoy it the most.



OR Honey, If You Love Me Smile - a silly giggle game

Level : Daisy/Brownie/Junior

Participants : 5-35


Equipment : None

Time : 15 minutes

While seated in a circle, the person who is "it" asks another player "Honey if you love me smile." The correct response, without smiling, "Honey I love you, but I just can't smile." If the approached player smiles they become it. If they do not, "it" stays "it". You can change the phrase to fit your group.

Duck Races

Players line up on a start line. At the signal, they must all bend over and grasp their ankles. The first one to waddle to the finish line without letting go of their ankles, wins.




Pickle Torpedo's

Required: Paper table cloth in a roll, miniature pickles (round in shape), red and blue marker to mark the landing for the girls, tape measure

Players: Small to medium groups

1. Line up in two teams with the first player in each team standing side by side at the end of a table cloth rolled out on the ground.
2. Give the first two players a pickle (or in this case a torpedo).
3. Count down from three and let them launch the torpedos from their mouths.
4. Teams then rotate through all players (give each player their own pickle).
5. With tape measure, add total distance for each team. The best team total wins.



Creamed Whistle

Required: Several whistles, small paper plates and whip cream

Players: Small to medium groups

1. Lay out paper plates on a table and place one clean whistle on each plate.
2. Cover each whistle with one scoop of whip cream.
3. Each player will run to the table, bend over with hands behind their backs and find the whistle with their mouth.
4. They are to position the whistle in their mouth and the first to blow the whistle is the winner.

If you're playing this game as a team the first whistle blower earns points for their team, you could even give the second place team second place team points.

Clean off whistles with hot soapy water and start again with new plates and fresh whip cream.



Zip Zap


Level : Junior/Cadette

Participants : 8-30

Equipment : None

Time : 15 minutes

1. Everyone stand or sit in a circle with one person in the middle. The middle person is "it".
2. "It" points to a person and says either zip or zap. If zip is said, the person in the circle must give the name of the player on their right. If zap is said, they must say the name of the person on their left.
3. If the wrong name is given, "it" trades places with the person they pointed to. If "it" is the correct name "it" must pick again.
4. After three correct tries switch the person who is "it".



Bag Skits

Level : Junior/Cadette

Participants : 15-50

Equipment : Several objects, 6 paper bags

Time : 30-60 minutes

Throw several different objects into the paper bags. Divide the girls into three to six groups (depending on player number). Give them five minutes to come up with a skit using everything in the bag. Have all the groups present their skits.

